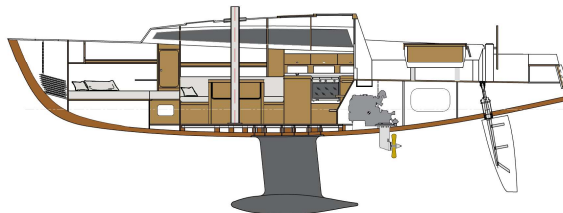
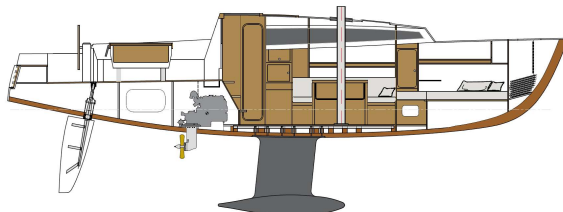
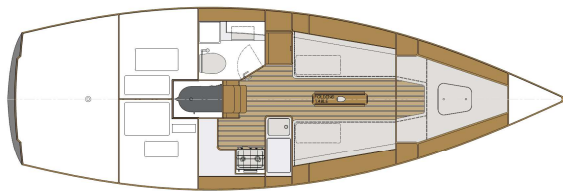
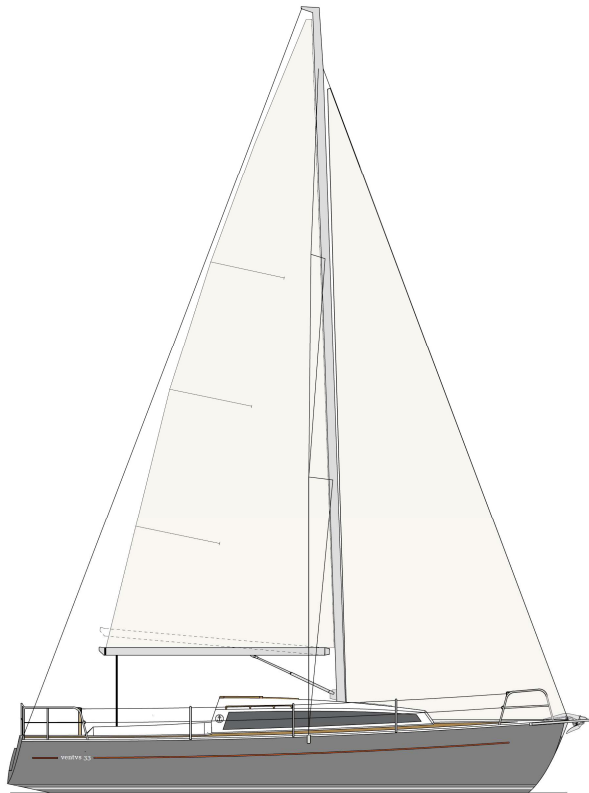




VENTUS 33

GENERAL EQUIPMENT LIST



GENERAL SPECIFICATIONS

- L.O.A 10.20 m
- Hull Length 9.99 m
- L.W.L 8.60 m
- Beam 3.30 m
- Light displacement 5100 kgs
- Deep draft 1.90 m
- Canoe draft 0.50 m
- Air Draft 16.00 m
- Fresh water capacity 160 L
- Fuel capacity 120 L
- Engine power 29 hp

DESIGN & BUILDERS

- Designer: Emre Karamancı
- Builder: Barbaros Teknecilik Sanayi Ticaret Ltd. Şti.
- Consultant: Osman Tanju Kalaycıoğlu

EC CERTIFICATION

- Category B – 8 people

STANDARD SAILS DIMENSION

- Mainsail 28.0 m²
- Genoa 26.1 m²
- I 11.8 m
- J 4.0 m
- P 11.4 m
- E 4.5 m

CONSTRUCTION

- Design in accordance with European Directive requirements and according to CE certification (Category B – 8 People)
- Structural elements in wood acajou mahogany
- 3 ply acajou plywood (14mm horizontal + 4mm 45 degree (+ve) and 4mm 45 degree (-ve)) with fiberglass coating and vacuumed with epoxy
- Deck covered with teak all around
- Cast lead keel fixed with bolts and stainless-steel backing plates
- 1 Underhung rudder with stainless steel stock
- All painting works are done using International Brand.
- Gray colored hull



VENTUS 33

GENERAL EQUIPMENT LIST

DECK EQUIPMENT

RIGGING

- All rigging provided by Selden
- Anodised aluminum mast deck stepped, 2 aft-swept spreaders
- Anodised aluminum boom
- Discontinuous stainless-steel standing rigging
- Complete running rigging: Main halyard, genoa halyard with clutch on mast and cleat, Boom topping lift with cleat on mast, Mainsheet, 2 Genoa sheets, 2 Automatic reefing system
- Code 0 rig in place
- 4 clutches, 4 Jamming cleats
- Mainsail sheet in cockpit table (1 Fixed point)
- 2 Flag halyards

WINCHES

- 2 Self-tailing genoa sheet winches S30
- 2 Self tailing winches S40
- 2 Aluminum winch handles, 1 Winch handle box

SAILS

- Furling genoa with UV protective strip
- Semi full batten mainsail with slider (with logo) (Roller slides for fully battened mainsail)
- Lazy Jack and Lazy Bag in Natural color

MOORING LINES – MOORING - ANCHORING

- Self-draining chain locker - Clench bolt - Hatch cover
- Single stem roller
- 6 Stainless Steel mooring cleats
- 80m long 8mm chain and 16kg Ultra anchor and swivel
- Electrical capstan Quick

SAFETY EQUIPMENT

- 1 Open stainless-steel pulpit, 2 Stainless steel pushpits
- 1 Lifebuoys support bracket
- Double guard lines and stainless-steel stanchions
- Side boarding gate on either side
- Welded ring on pushpit for flag

COCKPIT

- Self-draining cockpit
- 1 Cockpit locker
- 1 Cockpit cooler locker
- 2 Lockers in cockpit benches - Side helm's seats
- 1 Liferaft locker - aft cockpit (0,95 m x 0,59 m x 0,36 m)
- Natural solid wood slatted cockpit benches
- Table with wood top, Handrails
- 2 Steering wheel consoles: Stainless steel steering wheels - 800 mm diameter - Suede covered - Steering gear at the helm station - metal cable transmission system
- 2 Steering compasses
- 1 Deck access point to tiller system
- 1 Emergency tiller
- Starboard engine control and control panel
- Removable PMMA companionway door

SWIM PLATFORM / STERN DECK

- Partially opening transom, convertible to bathing platform (1,55 m x 0,40 m)
- Gas strut opening (manual), 1 Stainless steel integrated telescopic swimming ladder
- Hot/cold Shower

INTERIOR

- Headroom: 1.90m / 1.80
- Alpi Mahogany interior wood
- Parquet type laminated floors
- Fabric upholstery
- Mattresses in the cabins, HR35kg/m3 foam
- Central double bed: 1,55 m x 2,00 m x 0,45m
- Two long benches 1.85m x 0.5m
- Saloon table with two leaves folding

- Chart table (with opening top) - Reading light
- Overhead and reading lights
- Wood lockers

TOILET

- Electrical yacht toilet
- 1 sink - 1 Hot/cold water mixer tap
- 1 hot/cold shower

LENGTHWAYS GALLEY COUNTER - STARBOARD

- Laminated worktop
- 1 Stainless steel oven
- 1 Stainless steel sink
- 1 Rectangular stainless steel basin with s.s. tap
- 1 2 hobs stainless steel gas cooker on mounting
- Unit (Drawer & Cupboards)
- Standard fridge (12 V - 55 L)
- Top opening refrigerator (12 V - 40 L)
- Cubby hole locker, Bin

ENGINE

- Engine Yanmar Diesel 21 kW / 29 HP Sail Drive
- Engine control - Control panel in cockpit
- Engine compartment: Soundproofing foam - Ventilation: 2 Air intakes and 1 powered air expulsion
- 1 Alternator - 12 V / 125 Ah
- 2 Rotomoulded diesel tanks - Gauge at the chart table - 1 Deck filler
- Filters: Sea water - Diesel - Water separator
- Folding three blades propeller Eliche Radiche
- Engine access through companionway and sides

ELECTRICITY

- 12 V circuit, panel custom made
- 1 Service battery (80 Ah) - 1 Engine battery (80 Ah)
- 1 Power distributor
- 1 12 V Socket
- Full 12/230 V system (6 Inside sockets, 40 Amperes battery charger, Shore power socket)
- LED navigation lights: 1 Masthead light - 1 Engine navigation light - 1 Anchor light on masthead
- LED indirect lighting in saloon
- 12/230 V, 2 kVA inverter
- Chart table: Raymarine Axiom 9, VHF, AIS receiver function

PLUMBING

- 2 rotomoulded freshwater tanks (80 L each)
- 1 Deck filler
- Water unit
- 1 80 L / 21 US Gal rigid holding tank
- 1 80 L / 21 US Gal grey water holding tank
- Electric pump & Shower draining
- Water heater (40 L / 20 US Gal) - engine use (220 V)

HEATING

- Webasto Air Top Evo 55 with 4 outlets

GAS

- Gas cylinder locker - starboard aft cockpit (25 cm x 27 cm x 40 cm / 10" x 11" x 15")
- Regulator and safety tap

ENTERTAINMENT & NAVIGATION

- Hifi: Fusion + Interior loudspeakers & Waterproof exterior speakers
- Raymarine Axiom 9" navigation system on cockpit table
 - 2 Sailing info screens (Raymarine)
 - Autopilot (Raymarine)
 - Sensor (Log, Speedometer, Temperature)
 - Wind Sensor Raymarine (Windvane, Anemometer)